

→ Application

- direction, destination, boundary, mandatory instruction and TWY location signs
- mandatory sign - white inscription on red background
- informative sign - black inscription on yellow background
- both types can be supplemented with a place sign

→ Certificate basis

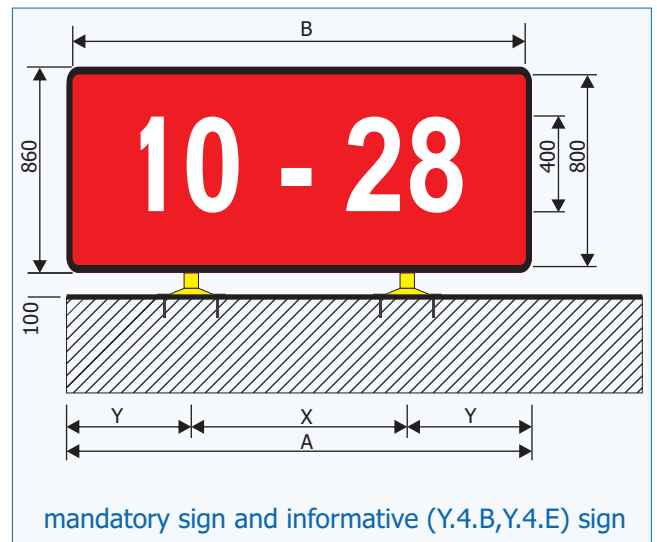
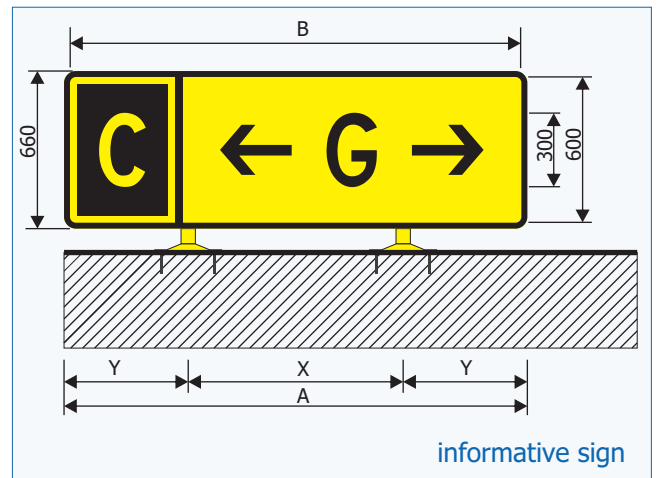

- ICAO ANNEX 14 Volume I
- FAA AC 150/5345-44F

→ Description / Properties

- sign reflects light of specified lighting parameters
- the manufacturer will send upon request dimensions of foundations for individual types of signs (assembly guide)
- legibility of active surface is ensured by used of retroreflective foil

→ Construction

- structure consisting of aluminium box made of sandwich aluminium sections
- the whole assembly box of the sign is made as compact unit of required rigidity and appropriate resistance to atmospheric exposures.
- back wall is made of aluminium sheet metal thickness of 2 mm
- the design of unilateral



chapter:

5.9.4

TZP-R



→ Assembly

- structure consisting of aluminium plate
- bases 002 662 for anchoring to already prepared concrete foundation over breakable coupling 001 058
- in case of collision it breaks at pre-determined points

→ Mechanical parameters

- weight according to the type of character see. table
- working temperature ± 55 °C
- resistance against squalls and turbulences up to the speed of 322 km/h
- resistance to UV radiation
- vibration resistance

→ Ordering codes

TZP-R-X-X-X

Type

- Y informative sign (directional)
- R mandatory sign
- L sign for identification of place
- B sign for indication of remaining length of RWY
- H sign of center of RWY

Size (mm)

- 3 - height of panel/fonts-600/300
- 4 - height of panel/fonts-800/400

Length of sign

- A 715 mm (height 600 mm)
- A 860 mm (height 800 mm)
- B 1325 mm
- C 1940 mm
- D 2550 mm
- E 2850 mm
- K 3150 mm
- F 3780 mm
- G 4085 mm

Informative signs (height of panel/fonts 600/300 mm) - table of basic parameters

Typ	A=length sign [mm]	B=length pannel [mm]	number of feet	Dim. X [mm]	Dim. Y [mm]	Weight [kg]	ordering codes
A	715	655	1		357,5	4,3	915 021
B	1325	1265	2	590	367,5	7,8	915 022
C	1940	1880	2	900	520	11,4	915 023
D	2550	2490	2	1505	522,5	14,9	915 024
E	2850	2790	3	905	520	16,6	915 025
K	3150	3090	3	1055	520	18,3	915 026
F	3780	3720	3	1370	520	21,9	915 027
G	4085	4025	4	915	670	23,7	915 028

Informative and mandatory signs (height of panel/fonts 800/400 mm) - table of basic parameters

Typ	A=length sign [mm]	B=length pannel [mm]	number of feet	Dim. X [mm]	Dim. Y [mm]	Weight [kg]	ordering codes
A	860	800	2	350	255	10,7	915 061
B	1325	1265	2	590	367,5	7,5	915 062
C	1940	1880	2	900	520	15,5	915 063
D	2550	2490	2	1505	522,5	20,3	915 064
E	2850	2790	3	905	520	22,6	915 065
K	3150	3090	3	1055	520	25	915 066
F	3780	3720	3	1370	520	29,9	915 067
G	4085	4025	4	915	670	32,3	915 068